



WILLINGNESS TO SERVE ON A JURY


Canadian National Opinion Survey

Wave Four - 2023

Willingness to serve on a jury is extremely low in Canada. Economic concerns are the key drivers for willingness to serve on a jury.



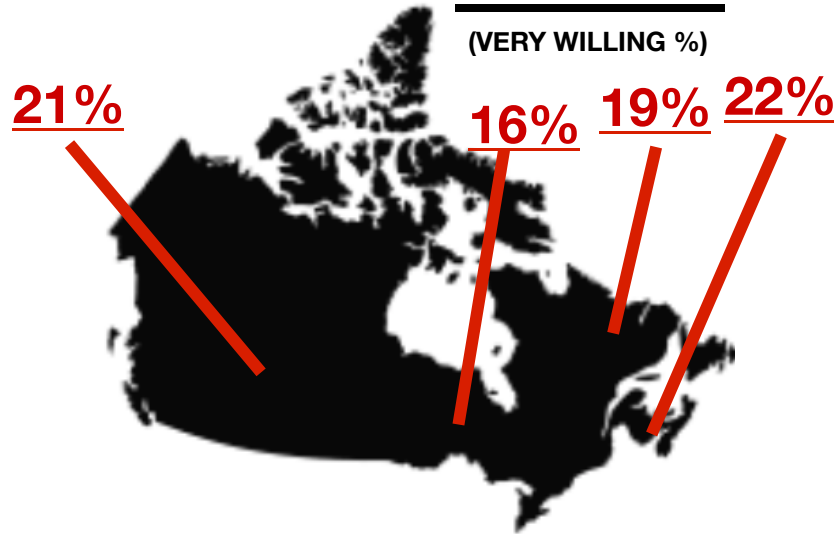
MORE CANADIANS ARE WILLING TO **DONATE BLOOD THAN SERVE ON A JURY!**



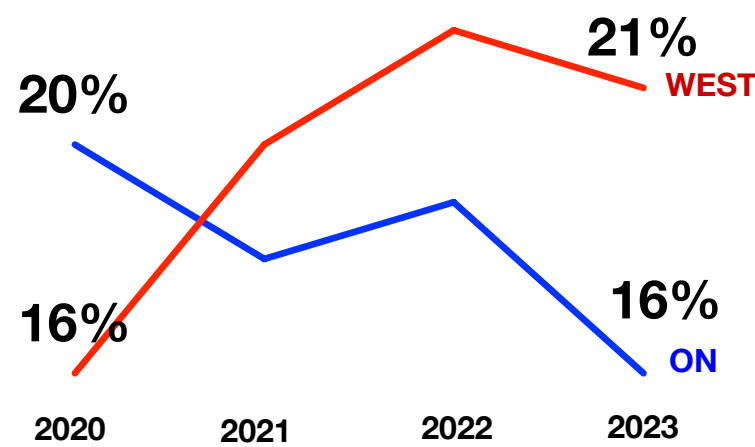
FAMILIARITY WITH THE JURY SYSTEM IS **LOW!**
(VERY FAMILIAR %)



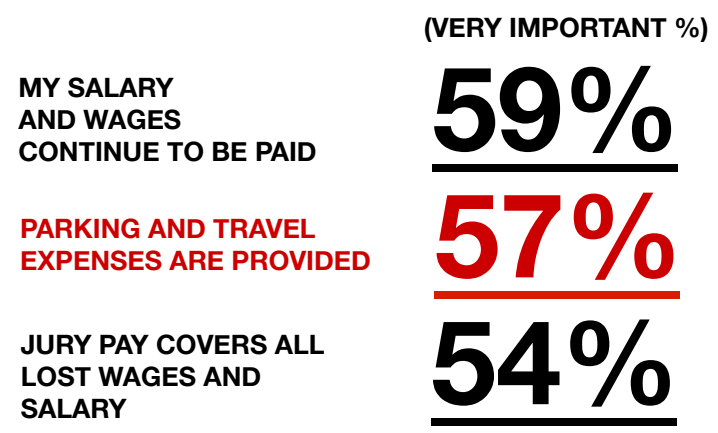
WILLINGNESS TO SERVE ON A JURY IS **LOW** **19%**
(VERY WILLING %)



WILLINGNESS TO SERVE ON A JURY HAS **DECREASED IN **ONTARIO** SINCE 2020, AND **INCREASED** IN THE **WEST****



MAINTAINING SALARIES AND **WAGES, PAYING EXPENSES, AND **HIGHER JURY PAY** ARE KEY DRIVERS TO SERVING ON A JURY**



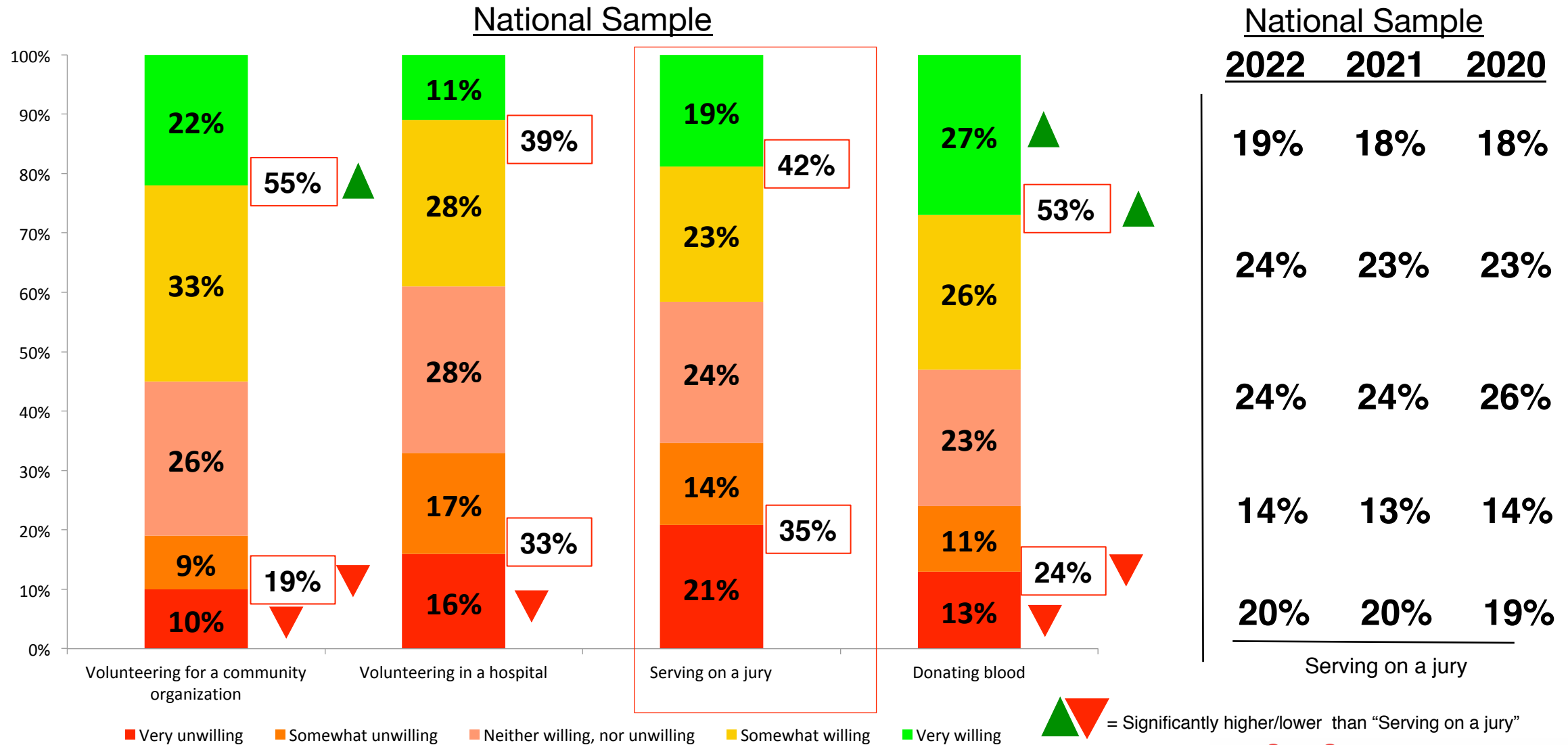
KEY FINDINGS

- Canadians' willingness to serve on a jury remains extremely low and largely unchanged in four years of tracking
- Willingness to serve on a jury has dropped significantly in Ontario over four years of tracking
- More Canadians are willing to donate blood and volunteer in the community than serve on a jury
- Canadians are very unfamiliar with the jury system in Canada – including Criminal and Civil juries, and Coroner's Inquests
- Maintaining wages and salaries, paid parking and expenses, and higher jury pay are the driving factors for willingness to serve on a jury

ACTIONS

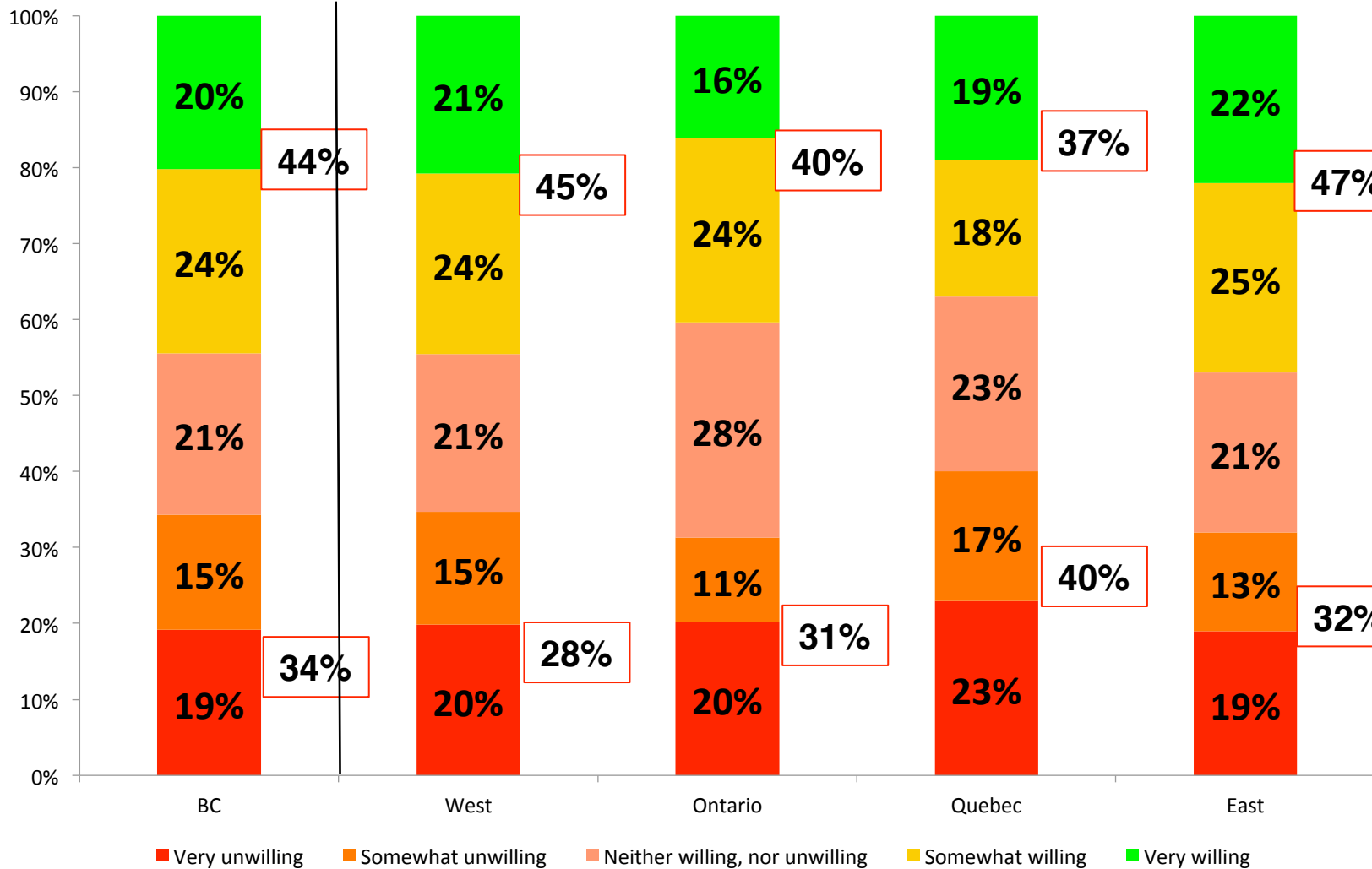
- Increase jury pay to a minimum of \$120 per day beginning on day 1 of service (as recommended by the House of Commons Justice Committee in 2018)
- Provide free (safe and secure) parking options for jurors in close proximity to courthouses
- Improve information on Provincial and Territorial websites about jury duty, roles and responsibilities and expectations – including video formats
- Compensate jurors for mileage and travelling expenses
- Compensate jurors for childcare and elder care expenses
- Continue to promote mental health and self care for jurors during jury service

Willingness to serve on a jury is low across Canada, and has remained consistent in four years of tracking. More Canadians are willing to donate blood, and volunteer in the community.



Willingness to serve on a jury is lowest in Ontario, and highest in Eastern and Western Canada. Willingness to serve on a jury in Ontario has been decreasing over four years of tracking, and increasing in the West.

Regional Sample



National Sample

	2023	2022	2021	2020
Very unwilling	19%	19%	18%	18%
Somewhat unwilling	23%	24%	23%	23%
Neither willing, nor unwilling	24%	24%	24%	26%
Somewhat willing	14%	13%	13%	14%
Very willing	21%	20%	20%	19%

Serving on a jury



A sense of **Civic Duty** balanced against **Time Concerns** are among the reasons for willingness or unwillingness to serve on a jury

WHY ARE YOU **WILLING** TO SERVE ON A JURY?

“I strongly believe that a person should be heard by members of his/her peers”

- “Because it's your civic duty if you are a Canadian citizen.”*
- “I want to help my community”*
- “J'adorerais vivre l'expérience et juger un de mes paires”*
- “For the justice system to work everyone has to do their part, including serving on a jury.”*
- “Willing to serve on a jury as I'd like to be an active participant in our democratic and fair legal system ”*
- “Jury duty is just that, a duty. It's part of our democracy”*
- “Pour donner du temps à la communauté”*
- “An experience I would find both educational and rewarding in the knowledge obtained from being on a jury “*

NET Positive	41%
Civic Duty	14%
Interested	14%
Support Justice	7%
Serve Community	4%

NET Negative **57%**

- Time Concerns 15%
- Legal Concerns 8%
- Financial Hardship 7%
- Employment Issues 7%
- Fear/Graphic Evidence 6%

WHY ARE YOU **UNWILLING** TO SERVE ON A JURY?

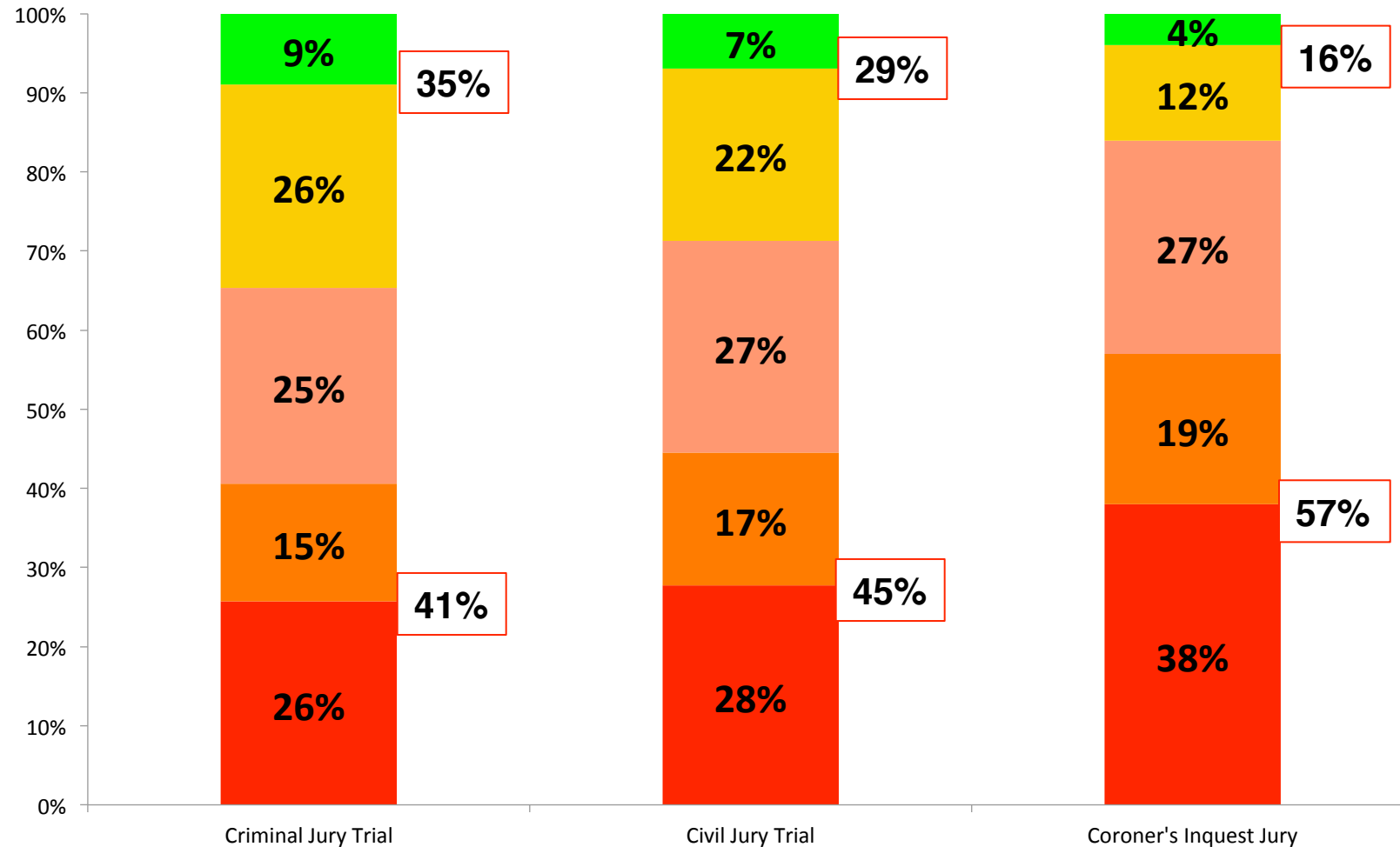
“I have a minimum wage job and I can't afford to miss work. The daily jury amount will be less and my employer does not pay me for jury duty.”

- “I would be missing a lot of work”*
- “Loss of income, public forum with important Decisions that effect others life not appealing”*
- “I've never been asked. I wonder if the trauma of seeing horrible things would be difficult to live with”*
- “Je n'aime pas le concept de décider du sort d'une personne”*
- “I am the main bread winner of the family so if I'm spending time in a jury, I lose money and family can't eat”*
- Don't want to lose getting paid from work. Cost of living is too high and I need my salary.*



Canadians are largely unfamiliar with jury service with less than one in ten familiar with the Criminal Trial Process

National Sample



■ Very unfamiliar
 ■ Somewhat unfamiliar
 ■ Neither familiar nor unfamiliar
 ■ Somewhat familiar
 ■ Very familiar

Q: Please rate your level of familiarity with the following types of jury trials within the Canadian justice system?

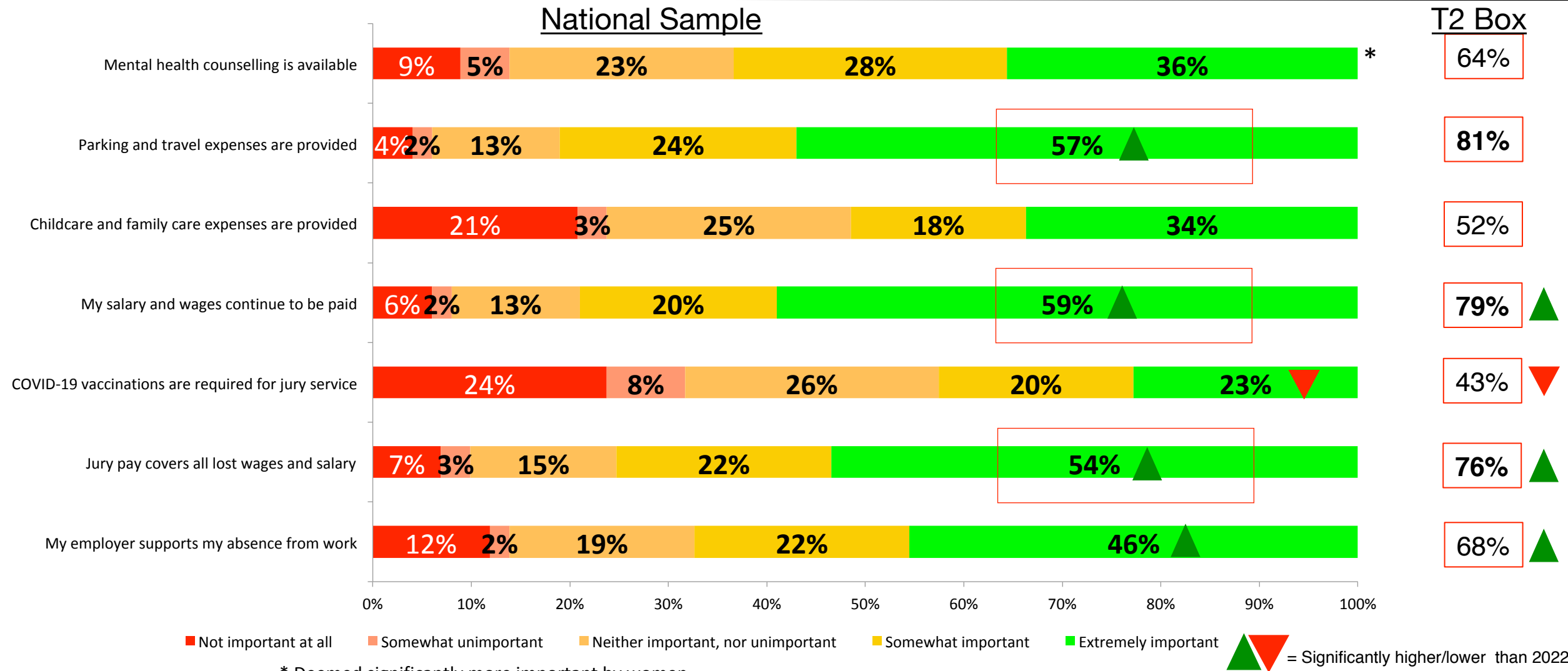
N = 1,004



Canadian
Juries
Commission

Commission
canadienne
des jurés

Economics are the driving factor for willingness to serve on a jury - including maintaining wages/salaries; paid parking and expenses; higher jury pay.



* Deemed significantly more important by women

Q: Thinking about jury duty, on a scale of 1- 5, with 1 being Not Important At All and 5 being Extremely Important, please rate the importance of the following factors with respect to your willingness to serve as a juror:

N = 1,004

Methods

Method: Methodify Survey Builder

Date Launched: Nov 24, 2023

Date Completed: Nov 30, 2023

Sample Profile:

N = 1,004 Completes (Margin of Error +/- 3%)

Total: English and French Canada Sample

Regional %

West	=	32
Ontario	=	39
Quebec	=	22
East	=	7

Age %

18-34	=	26
35-54	=	34
55-65	=	41

Gender %

Male	=	49
Female	=	51

Language %

English	=	83
French	=	17

CONTACT

Mark Farrant
CEO, Founder

The Canadian Juries Commission (@canadajury)

mark@canadianjuriescommission.ca

@cdnjuryhelp